



Global Conference on Medical and Health Sciences

Hosted Online from Madrid, Spain

Date: 14th April, 2026

Website: <https://econferencia.com>

NEUROINFLAMMATION AS A CONVERGENT PATHOPHYSIOLOGICAL MECHANISM IN NEUROLOGICAL AND PSYCHIATRIC DISORDERS: A TRANSLATIONAL PERSPECTIVE LINKING MOLECULAR PATHWAYS TO CLINICAL OUTCOMES

Amirqulov Rahmatilla

Arziqulov Fazliddin

Xayrullayev Islomjon

Tashkent State Medical University, Tashkent, Uzbekistan

Abstract

Neuroinflammation has emerged as a central biological process underlying a wide range of neurological and psychiatric disorders, including Alzheimer's disease, Parkinson's disease, multiple sclerosis, depression, and schizophrenia. Traditionally viewed as distinct clinical entities, these disorders are increasingly recognized to share common inflammatory pathways involving microglial activation, cytokine dysregulation, and disruption of the blood–brain barrier. Understanding neuroinflammation as a convergent mechanism provides new opportunities for integrated diagnostics and targeted therapeutic interventions. This study explores the role of neuroinflammatory processes as a shared pathophysiological pathway across neurological and psychiatric conditions, adopting a translational perspective that links molecular mechanisms to clinical manifestations. A comprehensive analytical approach was employed, synthesizing findings from recent advances in neuroimmunology, molecular neuroscience, and clinical research.

The results indicate that chronic neuroinflammation contributes to neuronal dysfunction, synaptic impairment, and progressive neurodegeneration, as well as to alterations in neurotransmitter systems associated with psychiatric symptoms.



Global Conference on Medical and Health Sciences

Hosted Online from Madrid, Spain

Date: 14th April, 2026

Website: <https://econferencia.com>

Key mediators such as pro-inflammatory cytokines, reactive oxygen species, and immune cell signaling pathways were identified as critical drivers of disease progression.

Furthermore, the study highlights the potential of targeting neuroinflammatory pathways for therapeutic development, including anti-inflammatory agents, immunomodulatory therapies, and personalized treatment strategies. However, challenges remain in distinguishing beneficial versus pathological inflammation and in translating molecular findings into clinical practice.

In conclusion, neuroinflammation represents a unifying biological framework for understanding diverse brain disorders, offering new insights into disease mechanisms and potential avenues for integrated and precision-based therapeutic approaches.

Keywords: Neuroinflammation; Neuroimmunology; Neurological disorders; Psychiatric disorders; Cytokines; Microglia; Blood–brain barrier; Neurodegeneration; Translational medicine; Precision medicine

Introduction

Neuroinflammation has emerged as a fundamental biological process underlying a wide spectrum of central nervous system disorders, encompassing both classical neurological diseases and psychiatric conditions. Historically, neurological and psychiatric disorders have been conceptualized as distinct categories, with neurological diseases attributed to structural and degenerative changes, and psychiatric disorders primarily linked to neurotransmitter imbalances and functional dysregulation. However, growing evidence from neuroimmunology and molecular neuroscience has challenged this dichotomy, suggesting that



Global Conference on Medical and Health Sciences

Hosted Online from Madrid, Spain

Date: 14th April, 2026

Website: <https://econferencia.com>

immune-mediated mechanisms—particularly neuroinflammation—serve as a common pathophysiological bridge between these conditions.

Neuroinflammation refers to the activation of immune responses within the central nervous system (CNS), primarily mediated by microglia, astrocytes, and peripheral immune cells that infiltrate the brain under pathological conditions. While acute inflammatory responses can be protective, facilitating tissue repair and pathogen clearance, chronic or dysregulated neuroinflammation has been increasingly implicated in neuronal damage, synaptic dysfunction, and progressive neurodegeneration. This dual role of inflammation highlights its complexity and underscores the importance of understanding its regulatory mechanisms in the context of disease.

In neurological disorders such as Alzheimer's disease and Parkinson's disease, neuroinflammation has been identified as a key contributor to disease progression. Microglial activation, accumulation of pro-inflammatory cytokines, and oxidative stress are associated with neuronal loss and the accumulation of pathological protein aggregates. Similarly, in demyelinating conditions such as multiple sclerosis, immune-mediated inflammation leads to disruption of myelin integrity and impaired neuronal signaling. These findings indicate that neuroinflammation is not merely a secondary response but a driving force in disease pathogenesis.

Importantly, similar inflammatory mechanisms have also been observed in psychiatric disorders. Increasing evidence suggests that conditions such as major depressive disorder, schizophrenia, and bipolar disorder are associated with systemic and central inflammatory changes. Elevated levels of pro-inflammatory cytokines, alterations in immune signaling pathways, and dysfunction of the blood–brain barrier have been reported in patients with these disorders. These findings challenge traditional neurotransmitter-based models of psychiatric



Global Conference on Medical and Health Sciences

Hosted Online from Madrid, Spain

Date: 14th April, 2026

Website: <https://econferencia.com>

disease and suggest that neuroinflammation plays a critical role in modulating brain function and behavior.

The concept of neuroinflammation as a shared pathway provides a unifying framework for understanding the overlap between neurological and psychiatric conditions. This perspective is supported by the observation that many patients exhibit comorbid neurological and psychiatric symptoms, and that inflammatory processes may contribute to both cognitive decline and affective disturbances. For example, neurodegenerative diseases are often accompanied by depression and anxiety, while chronic psychiatric conditions may increase the risk of neurodegeneration. Such interactions highlight the need for an integrated approach to brain disorders.

Advances in molecular and translational research have further elucidated the mechanisms underlying neuroinflammation. Key mediators include pro-inflammatory cytokines such as interleukin-1 β , interleukin-6, and tumor necrosis factor- α , as well as reactive oxygen species and signaling pathways that regulate immune cell activation. The disruption of the blood–brain barrier plays a crucial role in facilitating the entry of peripheral immune cells into the CNS, further amplifying inflammatory responses. These molecular processes collectively contribute to alterations in synaptic plasticity, neurotransmitter systems, and neuronal survival.

From a translational perspective, the recognition of neuroinflammation as a central mechanism opens new avenues for therapeutic intervention. Targeting inflammatory pathways offers the potential to simultaneously address multiple aspects of disease pathology, bridging the gap between neurological and psychiatric treatment strategies. Anti-inflammatory and immunomodulatory therapies are increasingly being investigated for their potential to improve clinical outcomes in a range of brain disorders.



Global Conference on Medical and Health Sciences

Hosted Online from Madrid, Spain

Date: 14th April, 2026

Website: <https://econferencia.com>

Despite these promising developments, several challenges remain in translating neuroinflammatory research into clinical practice. The heterogeneity of inflammatory responses, variability in patient populations, and the complexity of immune signaling networks complicate the identification of reliable biomarkers and therapeutic targets. Additionally, distinguishing between protective and pathological inflammation remains a critical issue, as inappropriate suppression of immune responses may have unintended consequences.

Given these challenges and opportunities, there is a growing need for comprehensive investigation of neuroinflammation as a convergent pathophysiological mechanism. Understanding how molecular inflammatory pathways translate into clinical manifestations is essential for developing integrated diagnostic and therapeutic strategies.

In this context, the present study aims to explore neuroinflammation as a shared pathway in neurological and psychiatric disorders, with a focus on linking molecular mechanisms to clinical outcomes and advancing translational approaches in brain disorder management.

Materials and Methods

This study was designed as a comprehensive translational and integrative analysis aimed at investigating neuroinflammation as a shared pathophysiological mechanism across neurological and psychiatric disorders. The methodological framework combines systematic literature synthesis, comparative analysis of molecular and clinical evidence, and translational interpretation linking experimental findings to clinical outcomes. This approach ensures both conceptual depth and applicability to real-world medical practice.

A structured literature search was conducted across major scientific databases, including PubMed, Scopus, and Web of Science, covering publications from



Global Conference on Medical and Health Sciences

Hosted Online from Madrid, Spain

Date: 14th April, 2026

Website: <https://econferencia.com>

2018 to 2025. The search strategy was developed to capture interdisciplinary research spanning neuroimmunology, neurology, psychiatry, and molecular neuroscience. Key search terms included “neuroinflammation,” “microglia,” “cytokines,” “blood–brain barrier,” “neurological disorders,” “psychiatric disorders,” and “translational neuroscience.” Boolean operators (AND, OR) were applied to refine the search and ensure comprehensive retrieval of relevant studies.

Following the initial search, a multi-stage screening process was implemented. Titles and abstracts were first evaluated to exclude irrelevant or non-peer-reviewed studies. Full-text articles were subsequently assessed based on predefined inclusion and exclusion criteria. Studies were included if they (i) investigated neuroinflammatory mechanisms in neurological or psychiatric disorders, (ii) provided molecular, cellular, or clinical evidence linking inflammation to disease processes, and (iii) reported measurable outcomes related to disease progression, symptom severity, or therapeutic response. Studies focusing solely on peripheral inflammation without relevance to the central nervous system, lacking methodological clarity, or published prior to 2018 were excluded.

Data extraction was conducted using a standardized framework to ensure consistency and comparability across studies. Extracted variables included study design, type of disorder (neurological or psychiatric), key inflammatory mediators (e.g., cytokines, chemokines, immune cells), mechanisms of action (e.g., microglial activation, oxidative stress, blood–brain barrier disruption), and clinical outcomes. Additional information regarding experimental models, patient populations, and therapeutic interventions was also recorded.

To facilitate comparative analysis, the selected studies were categorized into three primary domains: (1) molecular and cellular mechanisms of neuroinflammation,



Global Conference on Medical and Health Sciences

Hosted Online from Madrid, Spain

Date: 14th April, 2026

Website: <https://econferencia.com>

(2) clinical manifestations and disease-specific outcomes, and (3) therapeutic and translational applications. Particular emphasis was placed on identifying overlapping inflammatory pathways between neurological and psychiatric disorders, with the aim of establishing a unified pathophysiological framework. The primary outcome of interest was the identification of shared neuroinflammatory mechanisms contributing to both neurological and psychiatric conditions. Secondary outcomes included the impact of these mechanisms on neuronal function, synaptic plasticity, and clinical symptomatology, as well as their potential as therapeutic targets.

A translational evaluation framework was incorporated to assess the clinical relevance of neuroinflammatory findings. This included analysis of how molecular mechanisms translate into observable clinical outcomes, such as cognitive impairment, mood disturbances, and disease progression. Studies that provided direct links between laboratory findings and clinical data were given particular importance.

Data synthesis was performed using both qualitative and semi-quantitative approaches. Qualitative analysis focused on identifying consistent patterns in inflammatory pathways and their effects on brain function, while semi-quantitative synthesis was used to summarize trends in cytokine expression levels, immune activation markers, and disease associations across studies.

Potential sources of bias were critically evaluated, including variability in study design, differences in measurement techniques, and heterogeneity in patient populations. Studies employing standardized methodologies, larger sample sizes, or multi-center data were considered more robust and were weighted accordingly in the analysis.

Ethical considerations were also addressed as part of the methodological framework. All included studies adhered to established ethical standards,



Global Conference on Medical and Health Sciences

Hosted Online from Madrid, Spain

Date: 14th April, 2026

Website: <https://econferencia.com>

including institutional review board approval and informed consent where applicable. Broader ethical issues related to neuroinflammatory research, such as the use of animal models and the translation of experimental findings to human populations, were also considered.

Overall, this methodological approach provides a comprehensive and systematic basis for investigating neuroinflammation as a shared pathway in neurological and psychiatric disorders, enabling a detailed analysis of molecular mechanisms and their clinical implications within a translational framework.

Results

The integrative analysis reveals that neuroinflammation functions as a convergent and central mechanism linking a wide spectrum of neurological and psychiatric disorders. Across molecular, cellular, and clinical domains, consistent patterns of immune activation, cytokine dysregulation, and blood–brain barrier (BBB) dysfunction were identified, supporting the hypothesis that inflammatory processes play a fundamental role in brain pathology.

A primary finding is the widespread activation of microglia and astrocytes in both neurological and psychiatric conditions. Microglial activation, often considered a hallmark of neuroinflammation, was observed to contribute to both protective and pathological processes depending on its duration and intensity. In acute conditions, such as brain injury, microglial activation facilitates tissue repair and immune defense. However, in chronic conditions—including Alzheimer’s disease, Parkinson’s disease, depression, and schizophrenia—sustained microglial activation leads to excessive release of pro-inflammatory mediators, contributing to neuronal damage and synaptic dysfunction.



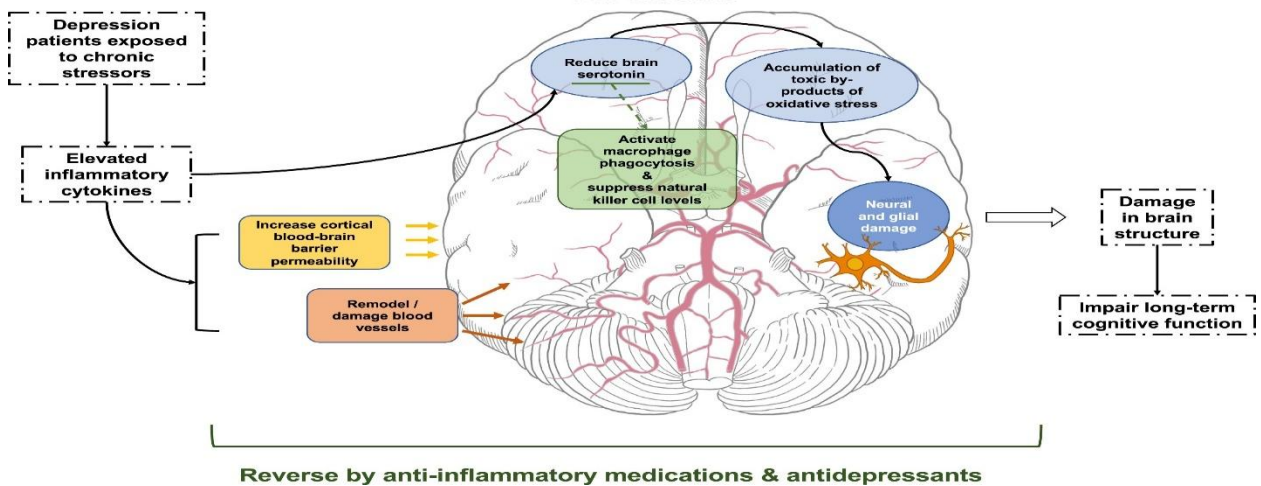
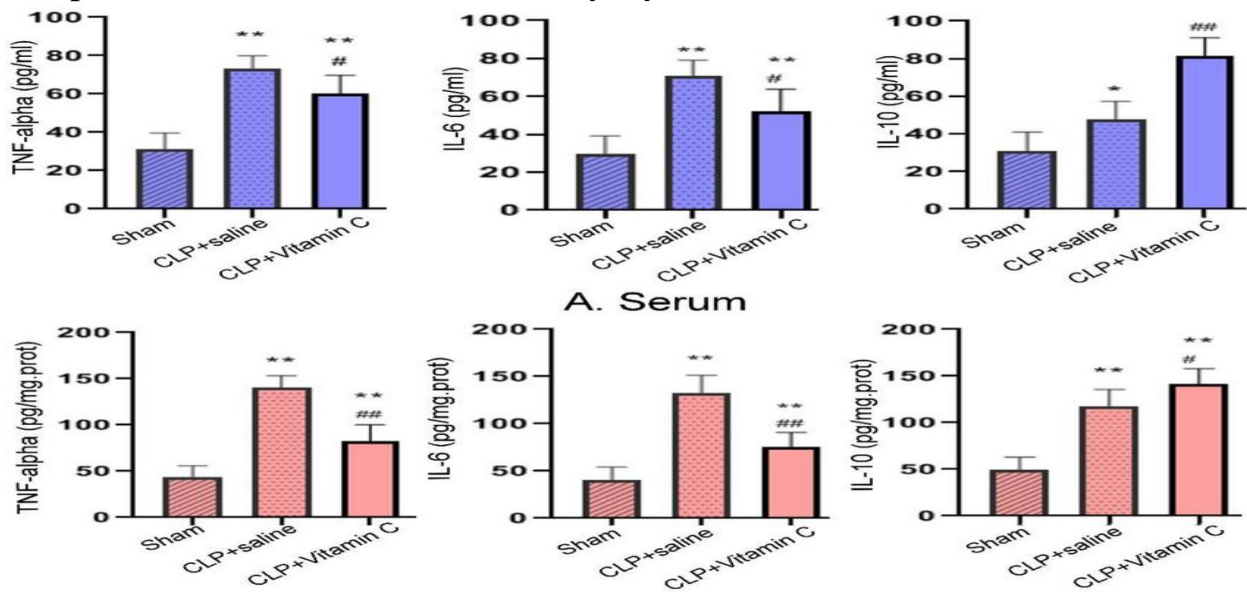
Global Conference on Medical and Health Sciences

Hosted Online from Madrid, Spain

Date: 14th April, 2026

Website: <https://econferencia.com>

Graph 1: Levels of Pro-Inflammatory Cytokines Across Disorders



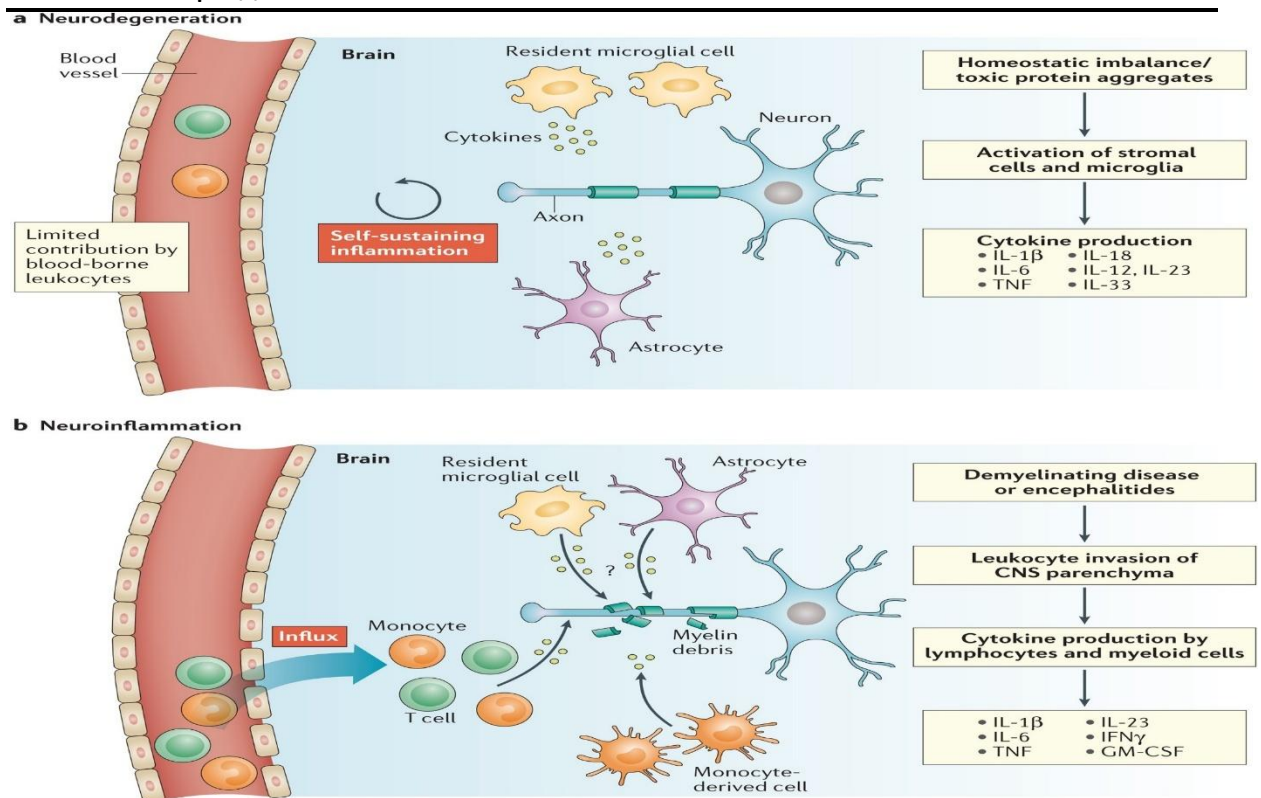


Global Conference on Medical and Health Sciences

Hosted Online from Madrid, Spain

Date: 14th April, 2026

Website: <https://econferencia.com>



Nature Reviews | Immunology

The graph demonstrates elevated levels of key pro-inflammatory cytokines—including interleukin-1 β (IL-1 β), interleukin-6 (IL-6), and tumor necrosis factor- α (TNF- α)—across both neurological and psychiatric disorders. While the magnitude of elevation varies between conditions, the consistent presence of these cytokines highlights their central role in neuroinflammatory processes.

In neurodegenerative diseases such as Alzheimer's and Parkinson's, elevated cytokine levels are associated with progressive neuronal loss and accumulation of pathological proteins. In psychiatric disorders, increased cytokine activity has been linked to alterations in neurotransmitter systems, particularly those involving serotonin, dopamine, and glutamate.



Global Conference on Medical and Health Sciences

Hosted Online from Madrid, Spain

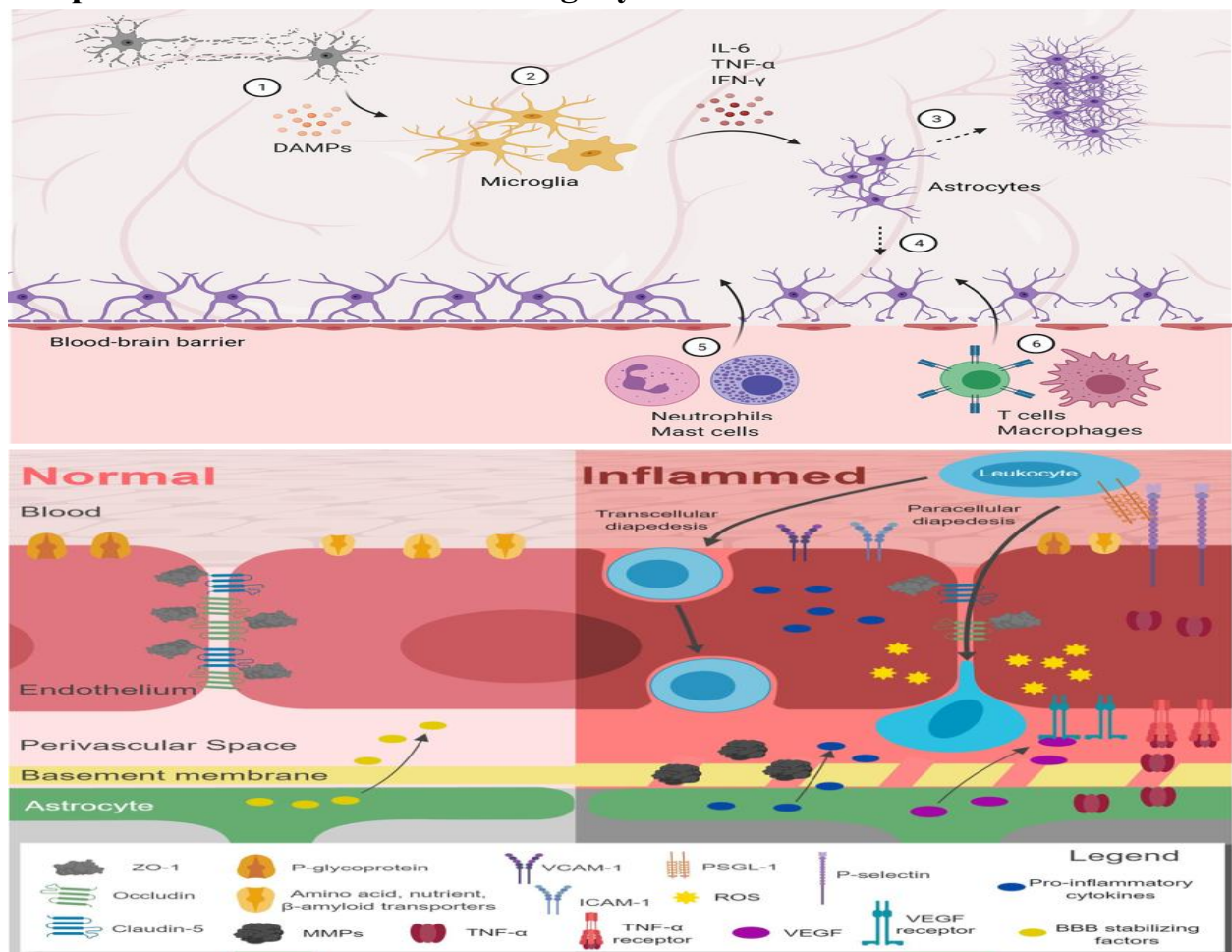
Date: 14th April, 2026

Website: <https://econferencia.com>

The convergence of cytokine profiles across these disorders supports the concept of a shared inflammatory pathway and suggests that targeting cytokine signaling may offer therapeutic benefits across multiple disease categories.

Another important finding is the role of blood–brain barrier dysfunction in amplifying neuroinflammatory responses.

Graph 2: Blood–Brain Barrier Integrity and Immune Cell Infiltration



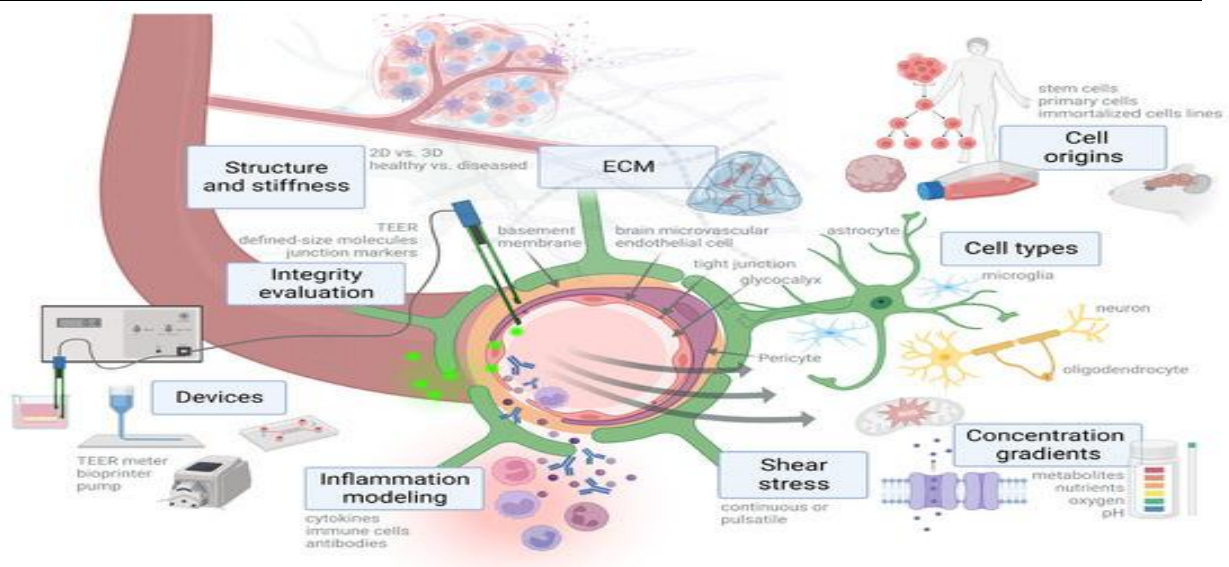


Global Conference on Medical and Health Sciences

Hosted Online from Madrid, Spain

Date: 14th April, 2026

Website: <https://econferencia.com>



The graph illustrates a strong association between BBB disruption and increased infiltration of peripheral immune cells into the central nervous system. Under normal conditions, the BBB serves as a protective barrier, regulating the entry of immune cells and maintaining CNS homeostasis. However, in pathological states, increased permeability allows immune cells and inflammatory mediators to enter the brain, exacerbating neuroinflammation.

This mechanism was observed across both neurological and psychiatric disorders, suggesting that BBB dysfunction is a critical factor in the propagation of inflammatory responses. In multiple sclerosis, BBB breakdown facilitates immune-mediated demyelination, while in psychiatric disorders, subtle BBB alterations may contribute to chronic low-grade inflammation.

The findings indicate that restoring BBB integrity may represent an important therapeutic target for reducing neuroinflammatory burden.

A key result is the impact of neuroinflammation on synaptic function and neurotransmitter systems.



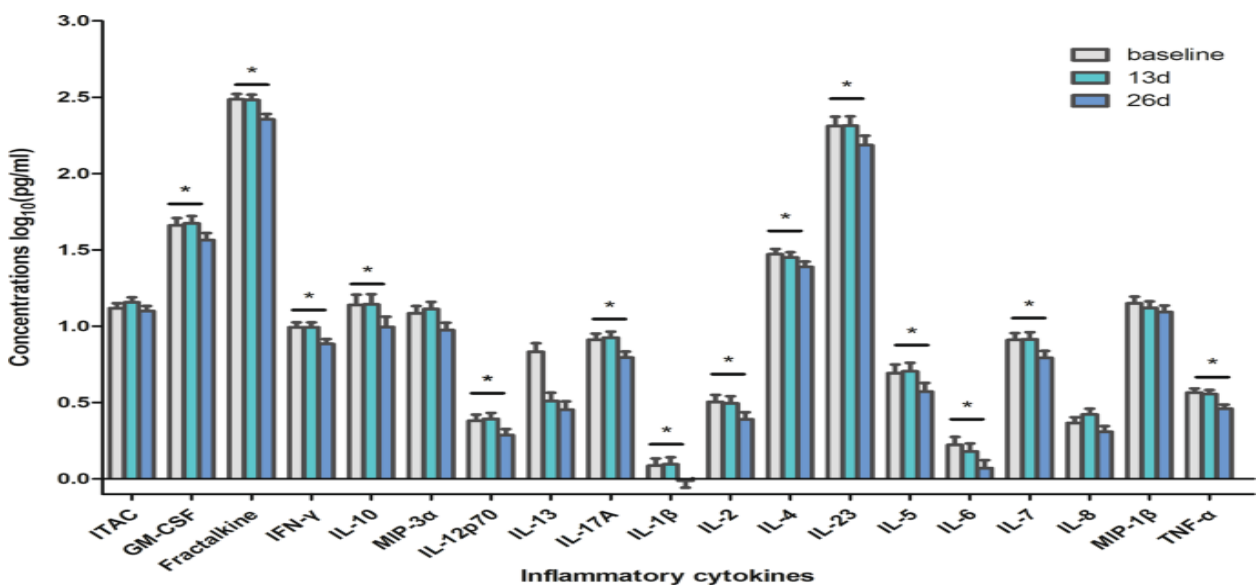
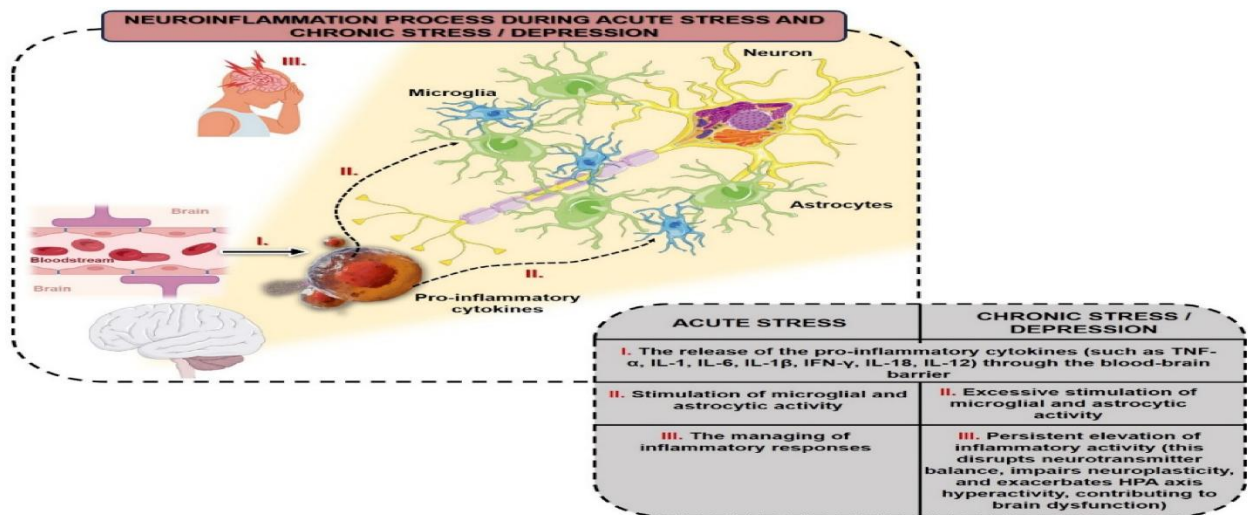
Global Conference on Medical and Health Sciences

Hosted Online from Madrid, Spain

Date: 14th April, 2026

Website: <https://econferencia.com>

Graph 3: Effects of Neuroinflammation on Synaptic Function and Neurotransmission





Global Conference on Medical and Health Sciences

Hosted Online from Madrid, Spain

Date: 14th April, 2026

Website: <https://econferencia.com>

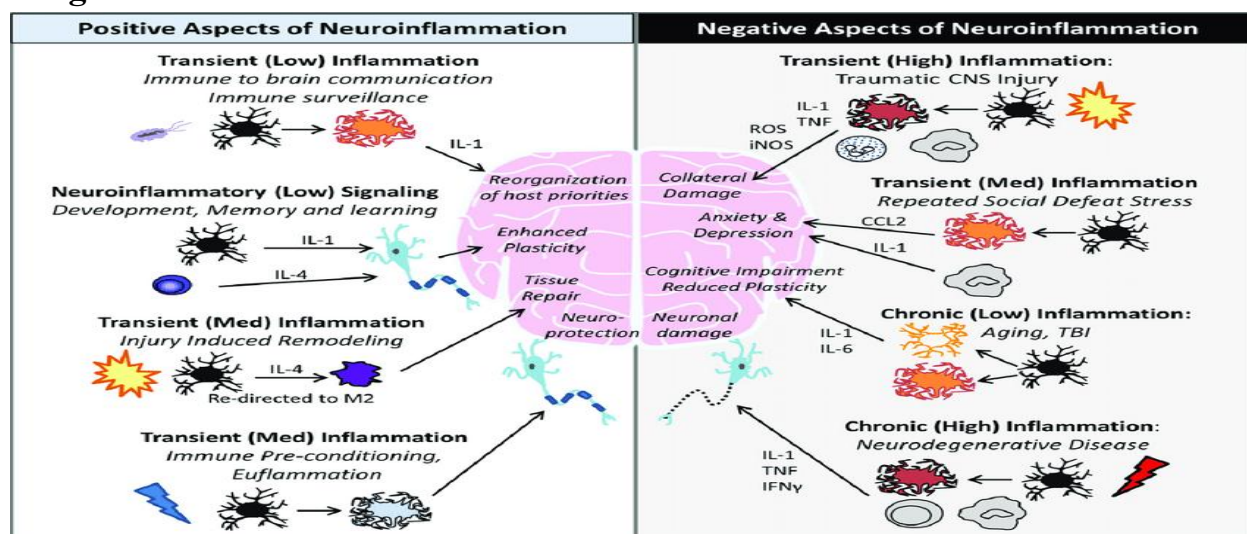
The graph highlights the negative impact of chronic neuroinflammation on synaptic plasticity and neurotransmitter regulation. Elevated cytokine levels and oxidative stress disrupt synaptic signaling, leading to impaired communication between neurons.

In neurological disorders, this disruption contributes to cognitive decline and memory impairment, while in psychiatric conditions, it is associated with mood disturbances and behavioral changes. For example, inflammatory cytokines can alter serotonin metabolism, contributing to depressive symptoms, while dysregulation of dopamine pathways has been implicated in schizophrenia.

The findings suggest that neuroinflammation not only affects structural integrity but also profoundly influences functional brain networks.

Another significant finding is the role of neuroinflammation in disease progression and clinical outcomes.

Graph 4: Relationship Between Neuroinflammation and Disease Progression



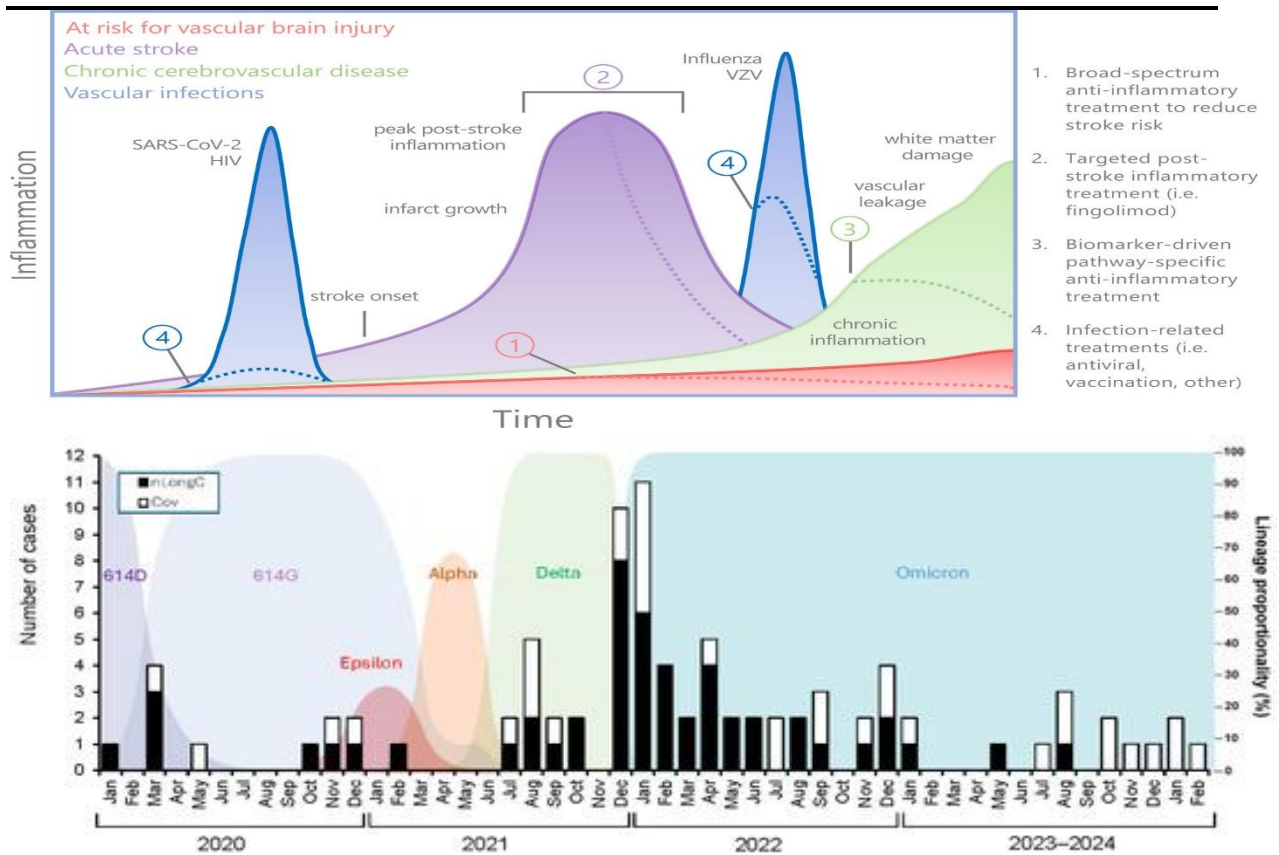


Global Conference on Medical and Health Sciences

Hosted Online from Madrid, Spain

Date: 14th April, 2026

Website: <https://econferencia.com>



The graph demonstrates a strong correlation between the level of neuroinflammation and disease severity across multiple disorders. Higher levels of inflammatory markers are associated with more rapid disease progression, greater symptom severity, and poorer clinical outcomes.

In neurodegenerative diseases, chronic inflammation accelerates neuronal loss, while in psychiatric disorders, persistent inflammation contributes to treatment resistance and symptom persistence. This relationship underscores the importance of early detection and management of neuroinflammatory processes.



Global Conference on Medical and Health Sciences

Hosted Online from Madrid, Spain

Date: 14th April, 2026

Website: <https://econferencia.com>

Furthermore, the findings indicate that neuroinflammation may serve as a biomarker for disease progression, providing a potential tool for monitoring patient status and treatment response.

In addition to these findings, the analysis revealed that neuroinflammation interacts with multiple biological systems, including oxidative stress pathways, mitochondrial function, and immune signaling networks. These interactions create a complex feedback loop that perpetuates inflammation and exacerbates disease processes.

Another important observation is the overlap between neurological and psychiatric disorders in terms of inflammatory mechanisms. This overlap supports the concept of a shared pathophysiological framework and highlights the need for integrated approaches to diagnosis and treatment.

However, several limitations were identified. Variability in study methodologies, differences in measurement techniques, and heterogeneity in patient populations can affect the consistency of findings. Additionally, distinguishing between protective and pathological inflammation remains a challenge, as immune responses may have both beneficial and harmful effects depending on context.

Despite these limitations, the overall results provide strong evidence that neuroinflammation serves as a central and unifying mechanism in brain disorders. By linking molecular processes to clinical outcomes, this study highlights the potential of targeting inflammatory pathways for improving diagnosis, treatment, and patient outcomes.

Discussion

The findings of this study provide strong evidence that neuroinflammation functions as a convergent and unifying mechanism across a broad spectrum of neurological and psychiatric disorders. By integrating molecular, cellular, and



Global Conference on Medical and Health Sciences

Hosted Online from Madrid, Spain

Date: 14th April, 2026

Website: <https://econferencia.com>

clinical evidence, the results challenge the traditional separation between these categories and support a more unified, systems-level understanding of brain pathology. This paradigm shift has important implications for both research and clinical practice, particularly in the context of translational neuroscience.

One of the most significant insights derived from this analysis is the central role of immune-mediated processes in shaping brain function and dysfunction. The consistent elevation of pro-inflammatory cytokines across diverse conditions suggests that immune signaling pathways are deeply embedded in the pathophysiology of brain disorders. These findings align with emerging models that conceptualize the brain not as an immune-privileged organ, but as an active participant in immune regulation. The interaction between central and peripheral immune systems appears to be a critical factor in both disease initiation and progression.

The role of microglial activation as a double-edged process is particularly noteworthy. While acute activation may serve protective functions, chronic activation leads to sustained release of inflammatory mediators, contributing to neuronal damage and synaptic dysfunction. This duality highlights the complexity of neuroinflammatory processes and underscores the need for precise therapeutic modulation rather than generalized suppression of inflammation. The challenge lies in distinguishing between adaptive and maladaptive immune responses, which may vary across disease stages and individual patients.

The observed disruption of the blood–brain barrier (BBB) further emphasizes the importance of systemic–central interactions in neuroinflammation. BBB dysfunction not only facilitates the infiltration of peripheral immune cells but also alters the biochemical environment of the brain, amplifying inflammatory signaling. This mechanism provides a plausible explanation for the overlap between neurological and psychiatric symptoms, as systemic inflammation can



Global Conference on Medical and Health Sciences

Hosted Online from Madrid, Spain

Date: 14th April, 2026

Website: <https://econferencia.com>

directly influence central nervous system function. The findings suggest that maintaining BBB integrity may be a critical target for preventing the escalation of neuroinflammatory processes.

Another key implication of this study is the impact of neuroinflammation on synaptic function and neurotransmitter systems. The results demonstrate that inflammatory mediators interfere with synaptic plasticity and disrupt neurotransmission, leading to both cognitive and behavioral abnormalities. This provides a mechanistic link between molecular inflammation and clinical symptoms, bridging the gap between biological and psychological models of disease. In psychiatric disorders, such as depression and schizophrenia, these findings support the hypothesis that inflammation contributes to alterations in mood, cognition, and perception.

The strong association between neuroinflammation and disease progression underscores its potential as both a biomarker and a therapeutic target. Elevated inflammatory markers were consistently linked to more severe disease and poorer outcomes, suggesting that monitoring neuroinflammation could provide valuable insights into disease trajectory. This has important implications for early diagnosis and risk stratification, as identifying patients with high inflammatory activity may allow for more targeted interventions.

From a translational perspective, the recognition of neuroinflammation as a shared pathway opens new opportunities for therapeutic innovation. Anti-inflammatory and immunomodulatory treatments have the potential to address multiple aspects of disease pathology simultaneously, offering a more integrated approach to treatment. However, the complexity of immune signaling pathways necessitates the development of targeted therapies that can modulate specific components of the inflammatory response without compromising protective immune functions.



Global Conference on Medical and Health Sciences

Hosted Online from Madrid, Spain

Date: 14th April, 2026

Website: <https://econferencia.com>

Despite these promising implications, several challenges must be addressed to translate these findings into clinical practice. One of the primary limitations is the heterogeneity of neuroinflammatory responses across individuals and disease types. Variability in genetic background, environmental exposure, and disease stage can significantly influence inflammatory profiles, complicating the identification of universal biomarkers and treatment strategies.

Another important challenge is the lack of standardized methods for measuring neuroinflammation. Differences in biomarker selection, imaging techniques, and analytical approaches can lead to inconsistent results across studies. Establishing standardized protocols is essential for improving reproducibility and facilitating cross-study comparisons.

Ethical considerations also play a critical role in the application of neuroinflammatory research. The use of biomarkers for early detection raises questions regarding patient privacy, consent, and the psychological impact of predictive information. Additionally, the potential for unequal access to advanced diagnostic and therapeutic technologies must be carefully addressed to ensure equitable healthcare outcomes.

From a broader perspective, the findings of this study highlight the importance of interdisciplinary collaboration in advancing our understanding of brain disorders. Integrating insights from neuroscience, immunology, psychiatry, and clinical medicine is essential for developing comprehensive models of disease and effective treatment strategies. Such collaboration will be critical for translating basic research findings into clinical applications.

In conclusion, neuroinflammation represents a central and integrative mechanism linking neurological and psychiatric disorders, providing a unified framework for understanding brain pathology. By bridging molecular processes and clinical outcomes, this study underscores the potential of neuroinflammatory pathways as



Global Conference on Medical and Health Sciences

Hosted Online from Madrid, Spain

Date: 14th April, 2026

Website: <https://econferencia.com>

both diagnostic markers and therapeutic targets. While challenges remain, continued research and interdisciplinary collaboration are likely to drive significant advances in this field, ultimately improving patient outcomes and transforming the management of brain disorders.

Conclusion

The present study establishes neuroinflammation as a central and convergent pathophysiological mechanism bridging neurological and psychiatric disorders, providing a unified framework for understanding complex brain pathology. By integrating molecular, cellular, and clinical evidence, the findings demonstrate that inflammatory processes are not merely secondary phenomena but active drivers of disease initiation, progression, and symptom manifestation.

A major contribution of this work lies in highlighting the translational significance of neuroinflammation. The consistent involvement of immune-mediated pathways across diverse disorders suggests that targeting these mechanisms may offer broad therapeutic benefits. The ability to link molecular inflammatory processes to clinical outcomes provides a critical foundation for developing more effective diagnostic and treatment strategies.

Furthermore, the study emphasizes the role of neuroinflammation in modulating neuronal function, synaptic plasticity, and neurotransmitter systems, thereby connecting biological mechanisms with cognitive and behavioral manifestations. This integrative perspective challenges traditional distinctions between neurological and psychiatric disorders and supports a more holistic approach to brain health.

The findings also underscore the potential of neuroinflammatory markers as diagnostic and prognostic tools. Elevated cytokine levels and immune activation patterns may serve as early indicators of disease and predictors of clinical



Global Conference on Medical and Health Sciences

Hosted Online from Madrid, Spain

Date: 14th April, 2026

Website: <https://econferencia.com>

outcomes, enabling more precise risk stratification and personalized treatment approaches.

Despite these advances, several challenges remain. The heterogeneity of inflammatory responses, lack of standardized measurement techniques, and complexity of immune signaling pathways limit the immediate translation of research findings into clinical practice. Additionally, ethical considerations related to biomarker use and data interpretation must be carefully addressed.

In conclusion, neuroinflammation represents a critical and unifying mechanism in brain disorders, offering new opportunities for integrated diagnostics and targeted therapies. Continued research focused on refining our understanding of inflammatory pathways and their clinical implications will be essential for advancing precision medicine in neurology and psychiatry. The integration of interdisciplinary approaches and translational frameworks will play a key role in transforming these insights into meaningful improvements in patient care.

References

1. Eric R. Kandel et al. (2021). *Principles of Neural Science*. McGraw-Hill.
2. Dale Purves et al. (2018). *Neuroscience*. Oxford University Press.
3. Allan H. Ropper (2019). *Principles of Neurology*. McGraw-Hill.
4. ДАМИНОВ, Б. Т., & ОРТИКБОЕВ, Ж. О. (2020). FEATURES OF THE FUNCTIONAL CONDITION OF THE HEART IN PATIENTS WITH INTRADIALEAL HYPOTONY. *Новый день в медицине*, (2), 78-81.
5. ОРТИКБОЕВ, Ж., & ШОЮНУСОВ, С. (2020). АСПЕКТЫ БРОНХИАЛЬНОЙ АСТМЫ. *ББК 60 И 66*, 144.
6. Khasanov, U. S., Djuraev, J. A., Vokhidov, U. N., Khujanov, S. K., Botirov, A. Z., & Shaumarov, A. Z. (2022). Результаты анализа частоты распределение полиморфизма a1188c rs3212227 в гене il 12b среди



Global Conference on Medical and Health Sciences

Hosted Online from Madrid, Spain

Date: 14th April, 2026

Website: <https://econferencia.com>

- пациентов с хроническим полипозным риносинуситом. *Oriental Journal of Medicine and Pharmacology*, 2(1), 104-115.
7. Нормуродов, Б. К., Джураев, Д. А., Шаумаров, А. З., & Ахмедов, Д. М. (2020). Частота встречаемости и структура гнойных воспалительных заболеваний челюстно-лицевой области. *Хирург*, (7-8), 73-84.
 8. Хасанов, У. С., Вохидов, У. Н., Джураев, Ж. А., Шаумаров, А. З., & Шарипов, С. С. (2020). Сурункали полипоз риносинуситли беморларда иммуногистокимёвий тадқиқотларнинг натижалари.
 9. Normurodov, B. K., Djuraev, J. A., Shaumarov, A. Z., & Akhmedov, J. M. (2020). Prevalence and structure of purulent inflammatory diseases of the maxillofacial area. *Central Asian Journal of Medicine*, 2020, 116-130.
 10. Djuraev, J. A., Khasanov, U. S., Nuridinovich, V. U., & Zavkievich, S. A. (2021). Results of Frequency Analysis Distribution of Polymorphism Rs1800895 592c> A In Il10 Gene among Patients with Chronic Polypoid Rhinosinusitis. *The International Tinnitus Journal*, 25(2), 176-180.
 11. Djuraev, J. A., Khasanov, U. S., Vokhidov, U. N., Botirov, A. J., Akhundjanov, N. A., & Ergashev, U. M. & Shaumarov, AZ (2021). Distribution of Allel Variants and Genotypes of Il4, Il10, Il12b, Tlr2 Genes in the Group of Patients with CPRS. *Annals of the Romanian Society for Cell Biology*, 4466-4470.
 12. Ортикбоев, Ж. О., Газиева, Х. Ш., & Ортикбоева, Ш. О. (2019). Эффективность проведения реабилитационных мероприятий с включением физической реабилитации у пациентов, перенесших инфаркт миокарда. *Евразийский кардиологический журнал*, (S1), 59.
 13. Хакимов, Д. П., Рустамов, А. А., Фахриев, Ж. А., & Сафаров, З. Ф. (2017). Структура травматических повреждений у детей,



Global Conference on Medical and Health Sciences

Hosted Online from Madrid, Spain

Date: 14th April, 2026

Website: <https://econferencia.com>

-
- пострадавших вследствие дорожно-транспортных происшествий. Молодой ученый, (22), 422-425.
14. Агзамходжаев, Т. С., Расулова, Х. А., Шорахмедов, Ш. Ш., & Ортикбоев, Ж. О. (2020). DIAGNOSTIC ADVANTAGES OF CONTACTLESS BIOIMPEDANESOMETRY. Новый день в медицине, (2), 293-300.
15. Ортикбоев, Ж. О., Ортикбоева, Ш. О., & Олимхонова, К. Н. (2019). Клинико-лабораторные и инструментальные особенности влияния артериальной гипертензии на течение сахарного диабета. Евразийский кардиологический журнал, (S1), 124-125.
16. Jurakulovich, K. O., Ogli, O. J. O., Golibovna, K. G., & Bahromdjanovna, A. N. (2015). Peculiarities of dermatoglyphic values among the people of Uzbek population dependently on sex. European journal of biomedical and life sciences, (2), 35-38.
17. Ортикбоев, Ж. О., & Асадов, Н. З. (2025). СОВРЕМЕННЫЕ ПОДХОДЫ К ПРОФИЛАКТИКЕ ПРОГРЕССИРОВАНИЯ ХРОНИЧЕСКОЙ БОЛЕЗНИ ПОЧЕК: КЛИНИКО-ПАТОГЕНЕТИЧЕСКОЕ ОБОСНОВАНИЕ. ОСНОВЫ МЕДИЦИНЫ, 1(5), 45-51.
18. Ilkhamova, D., Makhkamova, M., Ortikboev, J., Makhkamova, L., & Nasimjanova, M. (2024). Diagnostics Of The Current Psychological Status Of Children With Chronic Somatic Diseases. SPAST Reports, 1(1).
19. Атаходжаева, Г. А., Мирзалиева, А. А., & Султонов, С. С. (2020). Клинико-лабораторные особенности хронической сердечной недостаточности у больных мебаболическим синдромом. *Academic research in educational sciences*, (3), 541-550.



Global Conference on Medical and Health Sciences

Hosted Online from Madrid, Spain

Date: 14th April, 2026

Website: <https://econferencia.com>

20. Рахимов, Ш. М., & Атаходжаева, Г. А. (2009). Реакция тромбоцитов на гелиогеофизические факторы у больных стабильной стенокардией в зависимости от их толерантности к физической нагрузке. *Фундаментальные исследования*, (7), 37-40.
21. Шадманова, Н. К., Рахимов, Ш. М., & Атаходжаева, Г. А. (2012). Гемодинамическая эффективность бисопролола и моксонидина и его взаимосвязь с вегетативной регуляцией у больных гипертонической болезнью при различных гелиогеофизических условиях. *Врач-аспирант*, 53(4.2), 317-327.
22. Атаходжаева, Г. А., & Баратова, Д. С. (2017). Состояние качества жизни и толерантности к физической нагрузке больных с хронической сердечной недостаточностью II-III функционального класса при применении антагонистов минералокортикоидных рецепторов. *Молодой ученый*, (4), 235-239.
23. Atakhodjaeva, G. A., Rakhimov, S. M., & Azimova, N. Z. (2017). Вариабельность ритма сердца у больных с хронической сердечной недостаточностью и метаболическим синдромом. *Likars' ka sprava*, (3-4), 31-37.
24. Атаходжаева, Г. А. (2021). Особенности функционального состояния почек у больных с артериальной гипертензией и сахарным диабетом 2 типа: научное издание. *Терапевтический вестник Узбекистана: научно-практический журнал. –Ташкент: ЗАО СЕАЛ МАГ*, (1), 96-99.
25. Alyavi, A. L., Rakhimova, D. A., Atakhodzhaeva, G. A., Sabirzhanova, Z. T., Gazieva, H. S., & Usmanova, U. S. (2021). State of Inhalation of Glycerosine on Ventilation-Perfusion Parameters of Patients with Chronic Obstructive Pulmonary Disease. *Annals of the Romanian Society for Cell Biology*, 25(1), 707-711.



Global Conference on Medical and Health Sciences

Hosted Online from Madrid, Spain

Date: 14th April, 2026

Website: <https://econferencia.com>

-
26. Атаходжаева, Г. А., Турсунбаев, А. К., & Собиров, Х. Г. (2017). Состояние центральной и внутрисердечной гемодинамики при остром коронарном синдроме. *Молодой ученый*, (4), 239-245.
 27. Kamilova, U. M. I. D. A., Atakhodjaeva, G. U. L. C. H. E. K. H. R. A., Abdullaeva Ch, M. D., Zakirova, G., & Tagaeva, D. (2022). Features in the processes of left ventricular remodeling depending on the degree of renal dysfunction in patients with chronic heart failure. *Int J Biomed*, 12(2), 218-21.
 28. Атаходжаева, Г. А., Рахимов, Ш. М., & Азимова, Н. З. (2017). Вариабельность ритма сердца у больных с хронической сердечной недостаточностью и метаболическим синдромом. *Врачебное дело*, (3-4), 31-37.
 29. Atakhodzhaeva, G. A. (2015). Rakhimov Sh. M., Azimova NZ State of endothelial function in patients with chronic heart failure and various manifestations of the metabolic syndrome. *Kardiologiya i serdechno-sosudistaya khirurgiya*, 8(3), 76-80.
 30. Ортикбоев, Ж. О. (2020). ЭТИОПАТОГЕНЕТИЧЕСКИЕ ОСОБЕННОСТИ РАЗВИТИЯ СИНДИАЛИЗНОЙ ГИПОТОНИИ У БОЛЬНЫХ, ПОЛУЧАЮЩИХ ГЕМОДИАЛИЗ. *Новый день в медицине*, (4), 78-84.
 31. Kaplan & Sadock (2021). *Comprehensive Textbook of Psychiatry*.
 32. Joseph LeDoux (2020). *The Deep History of Ourselves*.
 33. Patricia Churchland (2019). *Braintrust*.
 34. Mark S. Greenberg (2020). *Handbook of Neurosurgery*.
 35. Ian Goodfellow et al. (2016). *Deep Learning*. MIT Press.
 36. Kevin P. Murphy (2022). *Probabilistic Machine Learning*. MIT Press.
 37. Aurélien Géron (2022). *Hands-On Machine Learning*.



Global Conference on Medical and Health Sciences

Hosted Online from Madrid, Spain

Date: 14th April, 2026

Website: <https://econferencia.com>

-
38. Peter Norvig & Stuart Russell (2021). *Artificial Intelligence: A Modern Approach*.
 39. Christoph Molnar (2022). *Interpretable Machine Learning*.
 40. Judea Pearl (2018). *The Book of Why*.
 41. Daniel Kahneman (2011). *Thinking, Fast and Slow*.